

Arkansas Tech University
2017-May

Course: 201720-PS4443TC1-21182: PROFESSIONAL LEADERSHIP
Instructor: Frederick Prasuhn *
Response Rate: 14/22 (63.64 %)

1 - The instructor was knowledgeable in the subject matter of this course.												
Frederick Prasuhn												
Response Option	Weight	Frequency	Percent	Percent Responses	Means							
Strongly Agree	(5)	9	64.29%		4.64	4.64	4.64					
Agree	(4)	5	35.71%									
Neutral	(3)	0	0.00%									
Disagree	(2)	0	0.00%									
Strongly Disagree	(1)	0	0.00%									
Not Applicable	(0)	0	0.00%									
				0 25 50 100	Question	College	Department					
Response Rate	Mean	STD	Median	College	Mean	STD	Median	Department	Mean	STD	Median	
14/22 (63.64%)	4.64	0.50	5.00	379	4.64	0.57	5.00	379	4.64	0.57	5.00	

2 - The instructor effectively presented the content of this course.												
Frederick Prasuhn												
Response Option	Weight	Frequency	Percent	Percent Responses	Means							
Strongly Agree	(5)	8	57.14%		4.29	4.57	4.57					
Agree	(4)	3	21.43%									
Neutral	(3)	2	14.29%									
Disagree	(2)	1	7.14%									
Strongly Disagree	(1)	0	0.00%									
Not Applicable	(0)	0	0.00%									
				0 25 50 100	Question	College	Department					
Response Rate	Mean	STD	Median	College	Mean	STD	Median	Department	Mean	STD	Median	
14/22 (63.64%)	4.29	0.99	5.00	378	4.57	0.69	5.00	378	4.57	0.69	5.00	

3 - The instructor acted in a professional manner and treated students with respect.												
Frederick Prasuhn												
Response Option	Weight	Frequency	Percent	Percent Responses	Means							
Strongly Agree	(5)	10	71.43%		4.71	4.65	4.65					
Agree	(4)	4	28.57%									
Neutral	(3)	0	0.00%									
Disagree	(2)	0	0.00%									
Strongly Disagree	(1)	0	0.00%									
Not Applicable	(0)	0	0.00%									
				0 25 50 100	Question	College	Department					
Response Rate	Mean	STD	Median	College	Mean	STD	Median	Department	Mean	STD	Median	
14/22 (63.64%)	4.71	0.47	5.00	377	4.65	0.62	5.00	377	4.65	0.62	5.00	

4 - The instructor was available during scheduled office hours.												
Frederick Prasuhn												
Response Option	Weight	Frequency	Percent	Percent Responses	Means							
Strongly Agree	(5)	9	64.29%		4.58	4.56	4.56					
Agree	(4)	1	7.14%									
Neutral	(3)	2	14.29%									
Disagree	(2)	0	0.00%									
Strongly Disagree	(1)	0	0.00%									
Not Applicable	(0)	2	14.29%									
				0 25 50 100	Question	College	Department					
Response Rate	Mean	STD	Median	College	Mean	STD	Median	Department	Mean	STD	Median	
14/22 (63.64%)	4.58	0.79	5.00	373	4.56	0.68	5.00	373	4.56	0.68	5.00	

Arkansas Tech University
2017-May

Course: 201720-PS4443TC1-21182: PROFESSIONAL LEADERSHIP
Instructor: Frederick Prasuhn *
Response Rate: 14/22 (63.64 %)

5 - The instructor provided feedback on my academic progress on a regular basis through grades on quizzes, exams, written reports, projects, presentations, etc.

Frederick Prasuhn												
Response Option	Weight	Frequency	Percent	Percent Responses	Means							
Strongly Agree	(5)	10	71.43%		4.64	4.49	4.49					
Agree	(4)	3	21.43%									
Neutral	(3)	1	7.14%									
Disagree	(2)	0	0.00%									
Strongly Disagree	(1)	0	0.00%									
Not Applicable	(0)	0	0.00%									
				0 25 50 100	Question	College	Department					
Response Rate	Mean	STD	Median	College	Mean	STD	Median	Department	Mean	STD	Median	
14/22 (63.64%)	4.64	0.63	5.00	376	4.49	0.83	5.00	376	4.49	0.83	5.00	

6 - The instructor fairly evaluated my work in this course.

Frederick Prasuhn												
Response Option	Weight	Frequency	Percent	Percent Responses	Means							
Strongly Agree	(5)	10	71.43%		4.64	4.54	4.54					
Agree	(4)	3	21.43%									
Neutral	(3)	1	7.14%									
Disagree	(2)	0	0.00%									
Strongly Disagree	(1)	0	0.00%									
Not Applicable	(0)	0	0.00%									
				0 25 50 100	Question	College	Department					
Response Rate	Mean	STD	Median	College	Mean	STD	Median	Department	Mean	STD	Median	
14/22 (63.64%)	4.64	0.63	5.00	376	4.54	0.72	5.00	376	4.54	0.72	5.00	

7 - The textbook required for the course was useful.

Frederick Prasuhn												
Response Option	Weight	Frequency	Percent	Percent Responses	Means							
Strongly Agree	(5)	8	57.14%		4.57	4.42	4.42					
Agree	(4)	6	42.86%									
Neutral	(3)	0	0.00%									
Disagree	(2)	0	0.00%									
Strongly Disagree	(1)	0	0.00%									
Not Applicable	(0)	0	0.00%									
				0 25 50 100	Question	College	Department					
Response Rate	Mean	STD	Median	College	Mean	STD	Median	Department	Mean	STD	Median	
14/22 (63.64%)	4.57	0.51	5.00	376	4.42	0.83	5.00	376	4.42	0.83	5.00	

Arkansas Tech University
2017-May

Course: 201720-PS4443TC1-21182: PROFESSIONAL LEADERSHIP
Instructor: Frederick Prasuhn *
Response Rate: 14/22 (63.64 %)

8 - The instructional aids (e.g. audio, visual, web, handouts, etc.) were beneficial.

Frederick Prasuhn

Response Option	Weight	Frequency	Percent	Percent Responses	Means																										
Strongly Agree	(5)	9	64.29%			4.57	4.56	4.56																							
Agree	(4)	4	28.57%																												
Neutral	(3)	1	7.14%																												
Disagree	(2)	0	0.00%																												
Strongly Disagree	(1)	0	0.00%																												
Not Applicable	(0)	0	0.00%																												
<table border="1"> <thead> <tr> <th>Response Rate</th> <th>Mean</th> <th>STD</th> <th>Median</th> <th>College</th> <th>Mean</th> <th>STD</th> <th>Median</th> <th>Department</th> <th>Mean</th> <th>STD</th> <th>Median</th> </tr> </thead> <tbody> <tr> <td>14/22 (63.64%)</td> <td>4.57</td> <td>0.65</td> <td>5.00</td> <td>377</td> <td>4.56</td> <td>0.68</td> <td>5.00</td> <td>377</td> <td>4.56</td> <td>0.68</td> <td>5.00</td> </tr> </tbody> </table>					Response Rate	Mean	STD	Median	College	Mean	STD	Median	Department	Mean	STD	Median	14/22 (63.64%)	4.57	0.65	5.00	377	4.56	0.68	5.00	377	4.56	0.68	5.00			
Response Rate	Mean	STD	Median	College	Mean	STD	Median	Department	Mean	STD	Median																				
14/22 (63.64%)	4.57	0.65	5.00	377	4.56	0.68	5.00	377	4.56	0.68	5.00																				

9 - The instructor is fluent in English.

Frederick Prasuhn

Response Option	Weight	Frequency	Percent	Percent Responses	Means																										
Strongly Agree	(5)	13	92.86%			4.93	4.78	4.78																							
Agree	(4)	1	7.14%																												
Neutral	(3)	0	0.00%																												
Disagree	(2)	0	0.00%																												
Strongly Disagree	(1)	0	0.00%																												
Not Applicable	(0)	0	0.00%																												
<table border="1"> <thead> <tr> <th>Response Rate</th> <th>Mean</th> <th>STD</th> <th>Median</th> <th>College</th> <th>Mean</th> <th>STD</th> <th>Median</th> <th>Department</th> <th>Mean</th> <th>STD</th> <th>Median</th> </tr> </thead> <tbody> <tr> <td>14/22 (63.64%)</td> <td>4.93</td> <td>0.27</td> <td>5.00</td> <td>373</td> <td>4.78</td> <td>0.44</td> <td>5.00</td> <td>373</td> <td>4.78</td> <td>0.44</td> <td>5.00</td> </tr> </tbody> </table>					Response Rate	Mean	STD	Median	College	Mean	STD	Median	Department	Mean	STD	Median	14/22 (63.64%)	4.93	0.27	5.00	373	4.78	0.44	5.00	373	4.78	0.44	5.00			
Response Rate	Mean	STD	Median	College	Mean	STD	Median	Department	Mean	STD	Median																				
14/22 (63.64%)	4.93	0.27	5.00	373	4.78	0.44	5.00	373	4.78	0.44	5.00																				

10 - The instructor's overall performance as a teacher was excellent.

Frederick Prasuhn

Response Option	Weight	Frequency	Percent	Percent Responses	Means																										
Strongly Agree	(5)	7	50.00%			4.29	4.51	4.51																							
Agree	(4)	5	35.71%																												
Neutral	(3)	1	7.14%																												
Disagree	(2)	1	7.14%																												
Strongly Disagree	(1)	0	0.00%																												
Not Applicable	(0)	0	0.00%																												
<table border="1"> <thead> <tr> <th>Response Rate</th> <th>Mean</th> <th>STD</th> <th>Median</th> <th>College</th> <th>Mean</th> <th>STD</th> <th>Median</th> <th>Department</th> <th>Mean</th> <th>STD</th> <th>Median</th> </tr> </thead> <tbody> <tr> <td>14/22 (63.64%)</td> <td>4.29</td> <td>0.91</td> <td>4.50</td> <td>376</td> <td>4.51</td> <td>0.77</td> <td>5.00</td> <td>376</td> <td>4.51</td> <td>0.77</td> <td>5.00</td> </tr> </tbody> </table>					Response Rate	Mean	STD	Median	College	Mean	STD	Median	Department	Mean	STD	Median	14/22 (63.64%)	4.29	0.91	4.50	376	4.51	0.77	5.00	376	4.51	0.77	5.00			
Response Rate	Mean	STD	Median	College	Mean	STD	Median	Department	Mean	STD	Median																				
14/22 (63.64%)	4.29	0.91	4.50	376	4.51	0.77	5.00	376	4.51	0.77	5.00																				

11 - What do you consider to be the strengths of this course?

Response Rate 7/22 (31.82%)

- Very well organized. The material was applicable and relevant.
- The strengths for this class were the videos and all the extra information provided.
- Everything was at my fingertips and the entire course was available so that I could work at my own pace.
- The course's greatest strength lies in the instructor's ability to be very down to earth. He is human, and he is not afraid to admit that he is on this journey with us.
- I think the strengths of this course was learning the different qualities of Leadership. Also, determining the type of leadership I would like to have or not.
- Dr. Prasuhn was easy to be in contact with throughout the entire course, and answered questions virtually immediately. I appreciate that he set standards of excellence at the beginning of the course.
- The visual aids provided were fantastic. They really had the jist of the lesson in them and were extremely useful.

Arkansas Tech University

2017-May

Course: 201720-PS4443TC1-21182: PROFESSIONAL LEADERSHIP
Instructor: Frederick Prasuhn *
Response Rate: 14/22 (63.64 %)

12 - What constructive suggestions do you have for improving this course?

Response Rate 7/22 (31.82%)

- When using leadership questionnaires, use a word document instead of a PDF.
- None. This was a great course.
- Nothing, this class is run well.
- The portfolio was very hard to work with and so many my assignments were not viewable as the instructor needed them. But I think that is more of an IT thing than a course issue.
- Let's have a little bit less extensive group project. It seems to be a little overwhelming in an eight week course.
- Some instructions on the portfolio were unclear for a majority of the class, and Dr. Prasuhn did not grade the first few assignments, so it was a shock when assignments received failing grades for the portfolio submissions. He later corrected this, and it was very timely, but it would have been a smoother process had the instructions been clear in the beginning.
- Most times the assignment instructions were vague. Most times I felt left to interpret what the instructor wanted instead of confidently knowing what he wanted. Several of my classmates and I would have to email back and forth to determine collectively what he was wanting.

13 - Other comments?

Response Rate 4/22 (18.18%)

- Always enjoy courses with Professor Prasuhn
- I really enjoyed this class!
- He is a wonder down to earth personal and instructor. I am honored to be his student.
- Dr. Prasuhn is an amazing teacher. He helps you any way he can. If you email/ Blackboard IM him, he gets back to you in just a few minutes. He knows his stuff and tries his best to educate up for the real world.

14 - The instructor was well prepared for the course.

Frederick Prasuhn

Response Option	Weight	Frequency	Percent	Percent Responses	Means							
Strongly Agree	(5)	9	64.29%		4.50	4.60	4.60					
Agree	(4)	3	21.43%									
Neutral	(3)	2	14.29%									
Disagree	(2)	0	0.00%									
Strongly Disagree	(1)	0	0.00%									
Not Applicable	(0)	0	0.00%									
					0	25	50	100	Question	College	Department	
Response Rate	Mean	STD	Median	College	Mean	STD	Median	Department	Mean	STD	Median	
14/22 (63.64%)	4.50	0.76	5.00	376	4.60	0.63	5.00	376	4.60	0.63	5.00	

15 - The instructor provided timely responses to my inquiries.

Frederick Prasuhn


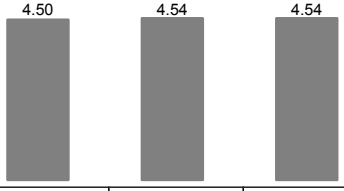


Response Option	Weight	Frequency	Percent	Percent Responses	Means							
Strongly Agree	(5)	10	71.43%		4.57	4.49	4.49					
Agree	(4)	2	14.29%									
Neutral	(3)	2	14.29%									
Disagree	(2)	0	0.00%									
Strongly Disagree	(1)	0	0.00%									
Not Applicable	(0)	0	0.00%									
					0	25	50	100	Question	College	Department	
Response Rate	Mean	STD	Median	College	Mean	STD	Median	Department	Mean	STD	Median	
14/22 (63.64%)	4.57	0.76	5.00	375	4.49	0.84	5.00	375	4.49	0.84	5.00	

Arkansas Tech University
2017-May

Course: 201720-PS4443TC1-21182: PROFESSIONAL LEADERSHIP
Instructor: Frederick Prasuhn *
Response Rate: 14/22 (63.64 %)


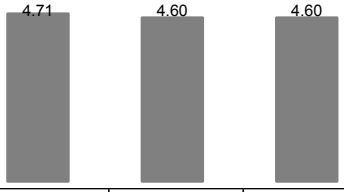

16 - The instructor provided opportunities for faculty/student interaction.

Frederick Prasuhn

Response Option	Weight	Frequency	Percent	Percent Responses	Means						
Strongly Agree	(5)	9	64.29%			4.50	4.54	4.54			
Agree	(4)	3	21.43%								
Neutral	(3)	2	14.29%								
Disagree	(2)	0	0.00%								
Strongly Disagree	(1)	0	0.00%								
Not Applicable	(0)	0	0.00%								
				0 25 50 100	Question	College	Department				
Response Rate	Mean	STD	Median	College	Mean	STD	Median	Department	Mean	STD	Median
14/22 (63.64%)	4.50	0.76	5.00	371	4.54	0.72	5.00	371	4.54	0.72	5.00

17 - The instructor provided opportunities for student collaboration/interaction.

Frederick Prasuhn

Response Option	Weight	Frequency	Percent	Percent Responses	Means						
Strongly Agree	(5)	10	71.43%			4.71	4.60	4.60			
Agree	(4)	4	28.57%								
Neutral	(3)	0	0.00%								
Disagree	(2)	0	0.00%								
Strongly Disagree	(1)	0	0.00%								
Not Applicable	(0)	0	0.00%								
				0 25 50 100	Question	College	Department				
Response Rate	Mean	STD	Median	College	Mean	STD	Median	Department	Mean	STD	Median
14/22 (63.64%)	4.71	0.47	5.00	376	4.60	0.63	5.00	376	4.60	0.63	5.00